

BladeRep® LEP 10

1. Introduction

ALEXIT® BladeRep® LEP 10 is a specifically designed one-layer coating with excellent abrasion and erosion resistance. This two-component, solvent free polyurethane product has superior elasticity and flexibility for long-term leading edge protection.

2. Range of application

ALEXIT® BladeRep® LEP 10 is used for extra protection on highly stressed areas like leading edges of wind turbine rotor blades.

3. Color

Similar to 7035 light grey. This product dries to a glossy finish.

4. Coverage

	m ² / cartridge	Square feet / cartridge
Theoretical coverage at 600 µm / 24 mil of mixed material approx.	0,7	7

Recommended dry film thickness: minimum 600 µm (24 mil)

5. Substrate pre-treatment

Sand the surface with 120 grit paper prior to applying ALEXIT® BladeRep® LEP 10. The surface must be clean, dry and free from dust, grease, oil and other contaminants. ALEXIT® BladeRep® LEP 10 may be applied over all BladeRep® products and/or any properly prepared surface.

6. Trade names/part no.

Cartridge BR1075 ALEXIT® BladeRep® LEP 10

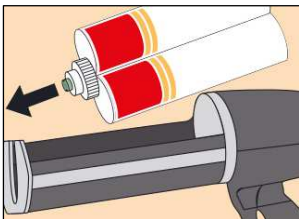
7. Mixing

Mix by volume: Must be processed through a static mixer.

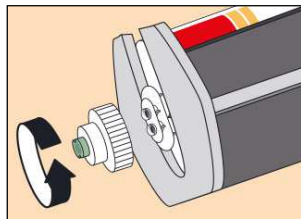
8. Equipment needed

- Cartridge
- Static mixer
- Finish brush
- Sulzer Mixpac DP 400-85-01 2C-dispenser (or equivalent) with 1:1 mixing ratio

9. Preparation



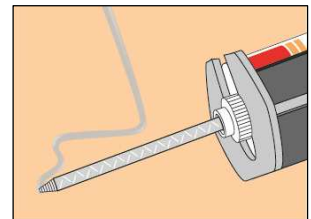
Put cartridge into pneumatic dispenser.



Remove cap from cartridge.



Press trigger until A and B components flow evenly.



Mount static mixer onto the cartridge and apply material.

For Professional Use Only

Page 1 of 2

The information contained in this data sheet is based on our level of research and development. Revisal by the user with regard to the intended aim is necessary due to the diverse processing and application possibilities.

www.bladerep.com

Revision March 2018

BladeRep® LEP 10

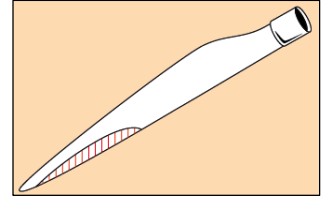
Technical Data Sheet:
542-10/ BR1075

10. Application

Apply by static mixer and finish brush.

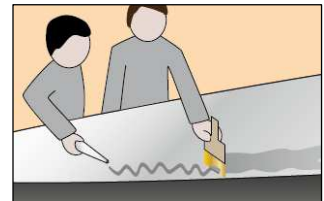
Application conditions:

15-35°C (60-95 °F) and 20-70 % relative humidity.
The minimum application condition should be 3°C
(5.4°F) above dew point.



Application process for
brushing:

Apply 1 layer of ALEXIT® BladeRep® LEP 10 to a wet film
thickness of minimum 600 µm (24 mil) by using
the static mixer for applying the material, followed
by the finish brush for proper smoothing and levelling.



11. Pot life

5 - 10 min at 23 °C (73 °F)

12. Drying time

	15 °C (60 °F)	23 °C (73 °F)	30 °C (86 °F)
approx. 50% relative humidity	4 h	3 h	2 h

13. Packaging

Set A: 12x 400 ml cartridges

Set B: 12x 400 ml cartridges + 12x Finish brushes

Set C: 12x 400 ml cartridges + 12x Flex hose brushes + 12x Finish brushes

Please note: full set supplies only.

14. Storage

Store in original, unopened containers at a temperature of 5° - 35 °C (41 - 95 °F)
(in acc. with DIN EN 3840:2007).

For Professional Use Only

Page 2 of 2

The information contained in this data sheet is based on our level of research and development. Revisal by the user with regard to the intended aim is necessary due to the diverse processing and application possibilities.

www.bladerep.com

Revision March 2018